

Mirror device screens  
to any PC

Share your PC screen to up  
to 40 devices

Mirroring360 lets you wirelessly share Chromebook, iPad, iPhone, Android, Windows and Mac screens without the need for cables, Apple TV, Chromecast or Bonjour.

Start sharing your work, your ideas, and your apps by using Mirroring360!



## In the classroom

Teachers and students can share any content from their devices to the classroom computer and, if connected, to the projector or interactive whiteboard. Turn students into presenters without them moving from their seats. Great for professional development. Ideal for 1:1 and BYOD

## Features

- **Mirror up to 4 device screens** simultaneously – wirelessly. This can be any mix of devices
- **ViewIt.At** feature allows up to 40 in-room or remote participants to view the session in their own browsers. No downloads or installs required to view – join instantly!
- **Use a QR code or 9-digit ID** to allow participants to quickly and easily connect
- **Add favorites** to save frequent connections
- **Use the Mirroring Assist app** for iOS and Android to eliminate the need to use Bonjour
- **Connection control** - Add a password to restrict connections, close a connection, set resolution, change computer name, turn off Bonjour
- **Large deployment features** - msi package with options to preset default configurations, organizational license key for easy management
- **Screen recording** – record mirroring sessions

*“Using Mirroring360 in an instructional setting has shown a direct increase in engagement among our students.”*

- Matt Penner,  
Director of  
Information and  
Instructional  
Technology,  
Val Verde Unified  
School District



iOS




Start your free trial today - [www.mirroring360.com](http://www.mirroring360.com)

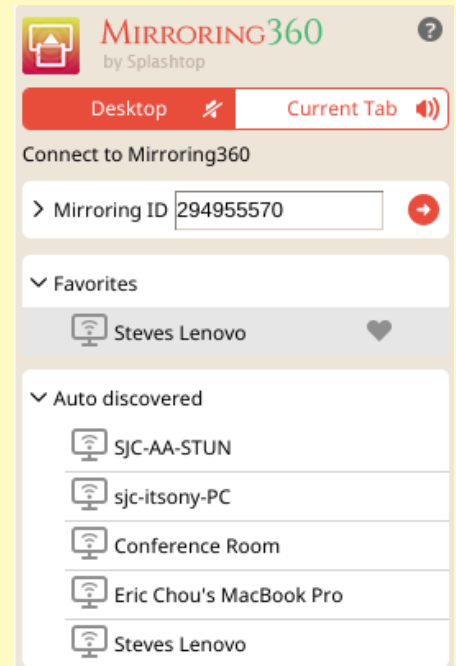
# Easy for participants to connect by using a QR code or Session ID

*For iOS users, no need for Bonjour!*

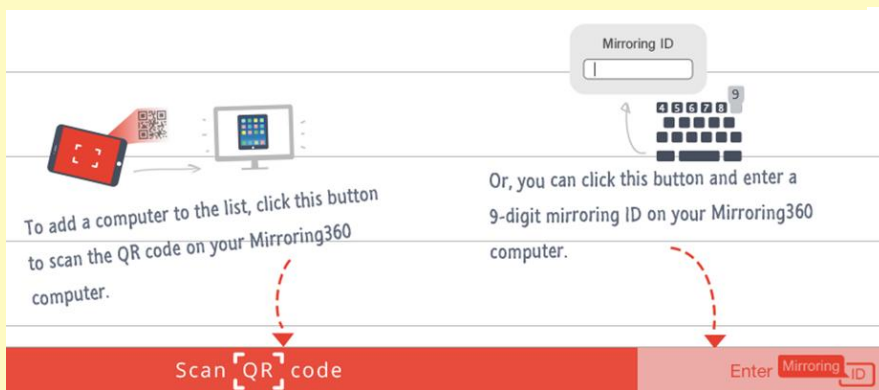
Computer displays QR code and Session ID



Connect from Chromebook, Mac or PC using Mirroring360 Sender for Chrome





Connect from iOS or Android using Mirroring Assist app



## To Mirror:

- Install Mirroring360 Pro onto your PC
- Start Mirroring from devices:
  - From iOS devices - turn on AirPlay + Mirroring. Optionally download the Mirroring Assist app from the App store to use a QR/Session ID.
  - From Android devices - install the Mirroring360 Sender app from Google Play
  - From a Chromebook, PC or Mac - install the Mirroring360 for Chrome extension from the Chrome webstore

## To Share:

- Install Mirroring360 Pro onto your PC
- Start Sharing your PC screen
  - Click the ViewIt.At button  to share
  - Wait for the clipboard button  to be enabled and click to copy the ViewIt.At URL to clipboard.
  - Send the ViewIt.At URL to other device users through email or other messaging programs.
  - By clicking the URL, other users can now start viewing your computer screen in a browser.

Videos and trials available at <http://www.mirroring360.com>



Splashtop, Inc. 1054 S. De Anza Blvd., Ste. 200, San Jose, CA 95129 USA - +1.408.861.1088 - [www.splashtop.com](http://www.splashtop.com)

© 2014, Splashtop, Inc. Splashtop and its logo are trademarks of Splashtop, Inc. in the USA and other countries. All other trademarks are property of their respective owners. All rights reserved.

Supports all devices



iOS

